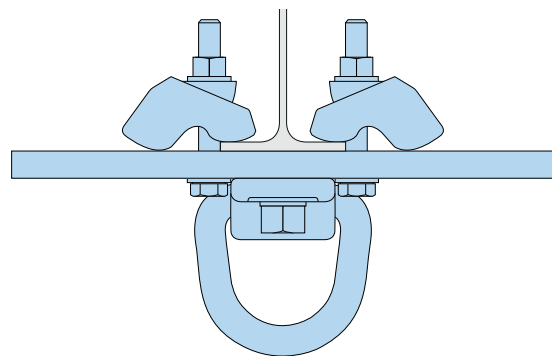
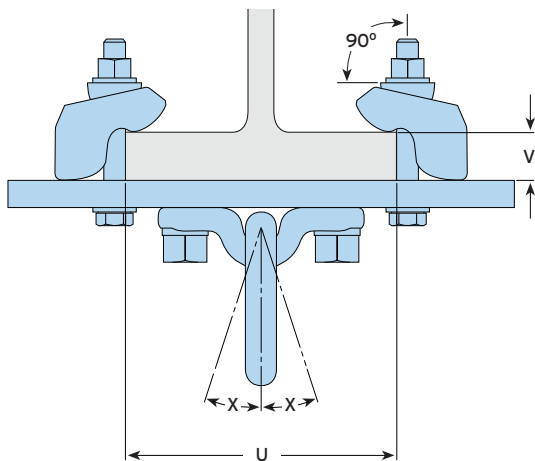

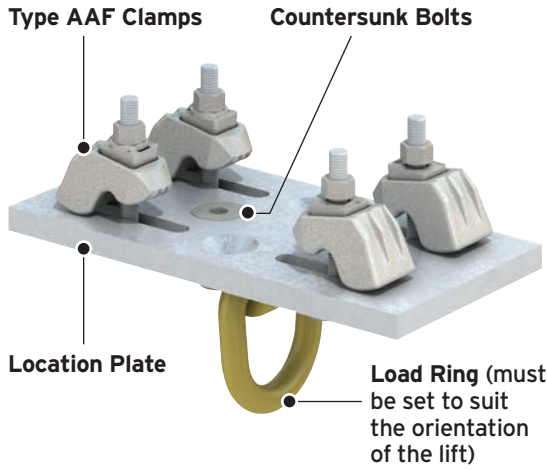


Type ALP

Lindapter's standard rigging and lifting solution adjusts to suit the beam width, flange thickness and orientation of the lift. Safely supports loads up to three metric tonnes.



- Available 'off-the-shelf' with a safe working load up to 3t (29.4kN).
- Large load ring can be set to suit the lift orientation.
- Adjusts to suit different sized beams and can be easily repositioned.
- Suitable for parallel and tapered beams up to 10°.

- Suitable for static loads only.
- Lifting Points must be regularly inspected to ensure safe operation.
- Safe Working Loads subject to the capacity of the supporting section.

Material: Type AAF clamps (low temperature SG iron, hot dip galvanised), Location Plate (mild steel, hot dip galvanised) and Load Ring (forged steel, painted).

Product Code	Torque Figures*				Clamping Range		Safe Working Loads (FOS 4:1)	Max Angle of Load X
	Load Ring Countersunk Bolts		Type AAF Set Screws		Flange Thickness V	Beam Width U		
	10.9 Bolt	Torque Nm	8.8 Bolt	Torque Nm				
ALP 3T-1	M16	100	M12	90	5 - 26	70 - 210	3t (29.4kN)	18°
ALP 3T-2	M16	100	M12	90	5 - 26	190 - 330	3t (29.4kN)	18°
ALP 3T-3	M16	100	M12	90	5 - 26	310 - 450	3t (29.4kN)	18°

* Torque figures based on bolts / setscrews in an unlubricated condition as supplied. For further information on lubricated fasteners see page 72.

GIRDER CLAMPS
 RAIL FIXINGS
 LIFTING POINTS
 HOLLO-BOLT
 FLOOR FIXINGS
 SUPPORT FIXINGS
 DECKING FIXINGS